

Tuesday 4th July 2023
Year 2 Curriculum
Presentation



ANKER VALLEY PRIMARY ACADEMY

Vision, Ethos and Expectations

Our vision for Anker Valley Primary Academy is to work in close collaboration with parents, the local and wider community to *inspire all to excellence*. Pupils will reach the highest standards of achievement and personal success through engaging with a range of learning experiences that foster curiosity and capitalise on their unique talents.

Our ethos will reflect the values of the Fierté Trust: *we care, we leave no one behind, we celebrate individuality and we are brave*.

As a result, an Anker Valley pupil will stand out as a child who is **compassionate, never gives up on others, takes their own opportunity but also allows others their moment to shine and relentlessly aspires to achieve more overcoming obstacles or setbacks**.



Our Expectations

At Anker Valley, we are passionate about providing an education that meets the needs of all our children and families. We understand the importance of being ready to learn and how external and internal factors can impact upon a child's successes.

We have high expectations that all stakeholders will work together to provide the best possible opportunities that will enable our children to thrive in an ever-changing society.

It is our expectation that all stakeholders (parents, children and staff) will:

- Be respectful
- Show kindness
- Be courteous
- Be determined
- Show care

Staffing

Class teacher: Mrs Free

Teaching Assistant: Miss Garrett

Friday PM: Mrs Horlor & Miss Garrett

Forest School (Friday afternoon):
Miss Garrett

The School Day (KS1)

8:45am – Children to enter through the gates and congregate on the playground

8:55am – Year 2 to walk with teacher to Year 2 door (enter through office if late)

9:00am – Register Taken

10:15am – 10:30am Morning Break

12:00pm – 1:00pm Lunch Time

3:30pm – Home Time (*Gates will open at 3:15pm and children released to parents at 3:30pm from the playground. Parents to wait behind the green fence*)

NB. If somebody different is collecting please notify the office.



Attendance (letters / clinics), Punctuality and Holidays

Attendance, Punctuality and Holidays

Good Attendance means...

Being in school at least 97% of the time or 184 to 190 days

Remember

Your education is important - don't miss out!

Did you know?

A two week holiday in term time means that the highest attendance a child can achieve is 94.7%



There are **365** days in a calendar year

175 are not spent at school*

*So there's plenty of time for shopping, holidays and appointments!

Did you know?

When pupils attend school they:

- ✓ Can achieve their full potential
- ✓ Have better career prospects
- ✓ Learn how to look after themselves and be healthy
- ✓ Grow in confidence
- ✓ Keep up with work and homework
- ✓ Make new friends

To learn more about Good Punctuality please visit: www.barnsley.gov.uk


Specialist designed and produced by the New Media Company. Visit us at www.themediaman.co.uk for more information.



Year 2 Curriculum –Reading

Reading in School in Kestrels:


- Whole Class Reading Sessions
- Quality Texts
- Developing reading skills including sequencing, prediction, retrieval, inference, deduction and vocabulary
- In addition, children will have opportunities to read 1:1 with an adult.



Year 2 Curriculum –Reading

Reading at home in Kestrels:

- A reading book matched to reading ability from the Big Cat Book Bands or a book which continues from the Little Wandle Letters and Sounds scheme.
- A book from the School Library for sharing together.
- Visits to Tamworth Library will start again during the Autumn Term.
- Please record reading at home in reading diaries and read at least 3 times a week.
- Reading books and reading diaries need to be in school every day



Year 2 Curriculum –Reading at home

How can you help your child with reading?

- Read your children's home school reading book with them. You can talk about the characters that are in the story, discuss any unfamiliar vocabulary, and help them predict what might happen next.
- Read your children's library book with them. This is a reading for pleasure book that could be too challenging for them to read independently.
- Read somewhere comfortable! Make sure reading experiences are enjoyable!
- Take your children to the local library or a bookstore. The children can explore different genres and look at non-fiction and fiction books.
- Ensure your children see you reading! This will show the children that reading is for adults too. Being a positive role model and talking about reading in a positive way will encourage children to follow your lead. Talk to children about your reading experiences – tell them about authors you enjoy and which books you enjoyed growing up.

Year 2 Curriculum –Reading

Parent Volunteer Readers

Can you spare time each week to listen to our children read in school?

We are looking for new parent reader volunteers for September and will provide training.

If you think that this is something you would be interested in, please send an email to the School Office and we will be in touch!



Year 2 Curriculum – Phonics and Spelling

Little Wandle Letters and Sounds programme will continue for those children who did not achieve the pass mark of 32 out of 40 for the Phonics Screening Check in Year 1. This will be taught as an intervention group.



These children will retake the Phonics Screening Check again in June 2024. This score will then be reported to the government and will also be reported in your child's end of year report.

Spelling will be taught in 15-minute teaching sessions 4/5 times a week. This will be based on the Year 2 National Curriculum Objectives for spelling patterns and rules.

There will be no weekly spelling test and spellings will not be sent home to be learnt. Incorrect spellings in the children's work will be addressed through our Feedback and Marking policy.



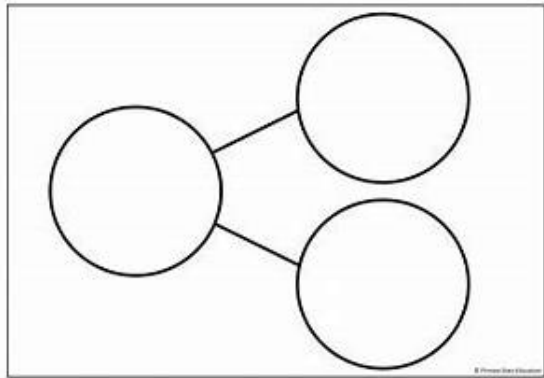

Year 2 Curriculum – Writing

<p>Year 2</p> <p>Texts for writing</p>	<p><u>Villages, Towns and Cities</u></p> <p>Ziraffa Giraffa</p>  <p>A Bear Called Paddington</p> 	<p><u>Castles</u></p> <p>Rapunzel</p>  <p>See Inside Castles</p> 	<p><u>Kenya</u></p> <p>Nelson Mandela – Long Walk to Freedom</p>  <p>Meerkat Mail</p> 	<p><u>Pioneering Women</u></p> <p>Malala's Magic Pencil</p>  <p>The Brontes: Children of the Moors</p> 	<p><u>At the Seaside</u></p> <p>Flotsom</p>  <p>Poetry - The Seagulls – Kitt Kittlestand</p>	<p><u>The First Aeroplane Flight</u></p> <p>The Glorious Flight: Across the Channel</p>  <p>Amelia Earheart (National Geographic)</p>
--	--	--	---	--	---	--

Year 2
Unit 1- 'Ziraffa Giraffa' by Dianne Hofmeyr

<p>Create a tourist leaflet for the Jardin des Plantes in Paris.</p>	<p>Write diary entries as Ziraffa or main character at different points in the story.</p>	<p>Create own journey story.</p>	
<p>Model: LT: Identify features of a text LT: Identify ambitious vocabulary / subject specific vocabulary</p>			
<p>Plan: LT: share my (genre)/ ideas before writing. LT: Plan and say out loud what I want to write about.</p>			
<p>Draft : This can be GPS or genre specific e.g: LT: write a story with a beginning, middle and an end (writing for different purposes) LT: write in the past / present tense LT: use time adverbials / begin a sentence with an adverb LT: use conjunctions LT: use ambitious vocabulary / expanded noun phrases / use fairy tale language LT: use and punctuate exclamation sentences</p>			
<p>Edit: LT: suggest ways to make my work better LT: read my work to check it makes sense LT: improve my work by checking for spelling, grammar and punctuation errors.</p>			
<p>Publish: LT: take feedback into account / a handwriting objective</p>			
<p>GPS Links:</p>			
<ul style="list-style-type: none"> • Capital letters – names and sentences • Sentences Types (Command, statements, questions, exclamations) 	<ul style="list-style-type: none"> • Full stops / question marks / exclamation marks 	<ul style="list-style-type: none"> • Co-ordination (or / and /but) • Expanded noun phrases (adjectives) 	<ul style="list-style-type: none"> • Subordination (when / if / that / because)
<p>Other GPS to cover this half term:</p> <ul style="list-style-type: none"> • Handwriting: form letters correctly – weekly (see handwriting LTP) <ul style="list-style-type: none"> • Common Exception words (dictated sentences) • Commas in a list 			

Year 2 Mathematics



	Year 1	Year 2	Year 3	Year 4	Year 5	Year 6						
	Week 1	Week 2	Week 3	Week 4	Week 5	Week 6	Week 7	Week 8	Week 9	Week 10	Week 11	Week 12
Autumn	Number: Place Value		Number: Addition and Subtraction					Measurement: Money		Number: Multiplication and Division	Consolidation	
Spring	Number: Multiplication and Division			Statistics		Geometry: Properties of Shape		Number: Fractions				
Summer	Measurement: Length and Height		Geometry: Position and Direction		Consolidation and problem solving		Measurement: Time	Measurement: Mass, Capacity and Temperature		Consolidation		

Year 2 Curriculum – Foundation Subjects

Year 2	Villages, Towns and Cities (Geography Focus)	Castles (History Focus)	Kenya (Geography Focus)	Pioneering Women (History Focus)	At the Seaside (Geography Focus)	The First Aero plane Flight (History Focus)
	Living Things	Living Things	Plants	Animals Including Humans	Materials	Materials
	Making Sketchbooks / Making Boats that Float	Colour Wheel / Mini Beast Collage	Drawing Cartoon Characters / Making Money	Making Animal Masks	Houses from Around the World / Be an Architect	Mono Printing / Dressing Up as Fossils
	RE: Caring for the natural world	Mechanisms: Castle draw bridges	Cooking and Nutrition: Brazilian Cuisine	RE: Belonging to a group	RE: Storytelling through sacred writings	Structures: Design & make an aeroplane
	Information Around Us	RE: Valuing new life	RE: Worship and ceremonies	Pictograms	Making Music	RE: Showing kindness and goodness
	PE: Football / Dance: Animals	Digital Photography	Robot Algorithms	PE: Striking & Fielding / Health related exercise	PE: Tri Golf / Dance Under the sea	An Introduction to Quizzes
		PE: Orienteering / Gymnastics	PE: Kick Rounders / Dance Samba			PE: Athletics / Dodgeball

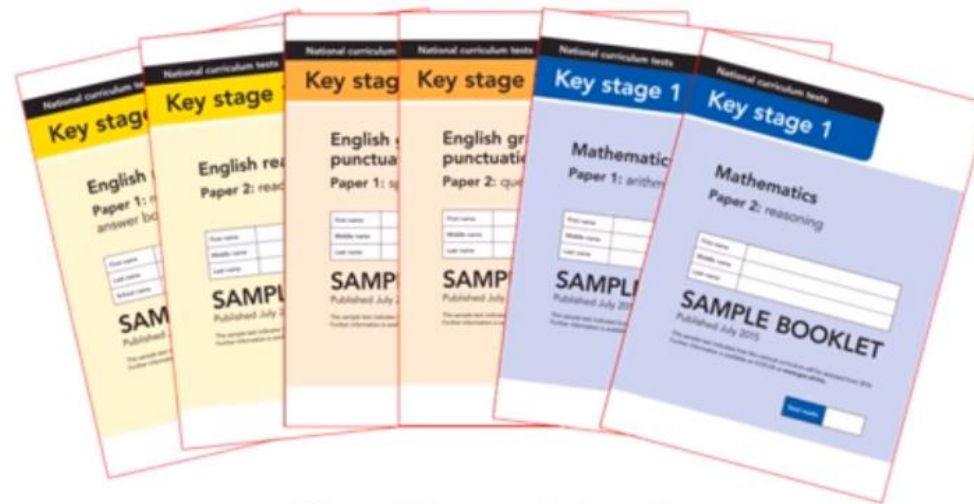


Year 2 Statutory Assessments (SATs)

From the academic year 2023-2024 the Year 2 SATs are no longer a statutory requirement.

However, it is considered good practice to complete these assessments and as a Trust a decision has not yet been made as to whether we will be using these assessments next academic year.

If we were to decide as a Trust to continue complete these assessments, they would take place during May 2024.



Key Stage 1 tests



Year 2 Curriculum – Enrichment Opportunities

Continuation of learning opportunities e.g., Black History Month, Harvest, Reverend Dyson, links with schools across the trust, local walks and visits to Tamworth Library.

Autumn Term

- Thursday 21st September – London
- Tamworth Castle

Spring Term

- African Drumming/Dance Workshop


Summer Term

- Weston Super Mare – Seaside Visit
- Birmingham Airport – Travelling by Train



Trips / Visits process

Our School Animals



Astro



Salt and
Pepper



Buddy



Oreo and
Cookie



If you would be interested in volunteering to look after the animals at weekends or during the school holidays, please email the School Office and we will add you to our rota.

Forest School



Our Forest Schools leader, Miss Garrett, plans activities to spark curiosity and develop life-long skills. When planning Forest School sessions, she consults with the teaching staff, providing meaningful links to our school curriculum. Our Forest School ethos is to encourage and empower the children to lead their own learning whilst the teachers support the children's questions, comments and learning, setting appropriate challenges. She ensures that all relevant risk assessments are in place and supports all staff in making effective use of the woodlands to enrich our curriculum offer.



The children will need a named puddlesuit and wellies which can be left in school.



Snack and Lunch

Snacks can be booked and paid for through Parent Pay.

Offer will be the same as in Year 1 (Pancakes, toast, fruit).

Own snack can be provided however must not contain chocolate, nuts or kiwi and must be healthy e.g:

- Fruit*
- Cereal bar (not chocolate)*
- Plain scotch pancake*
- Fruit winders (or similar).*

Please no yoghurts or crisps

Named water bottles in school everyday.

Lunch will continue as in Year 1.

Uniform

- ▶ A red sweatshirt or cardigan (required) Anker Valley red sweatshirt or cardigan with logo (optional);
- ▶ White shirt/blouse (required);
- ▶ Red and silver striped tie (required);
- ▶ Grey culottes, pinafores, skirts, shorts or trousers (required summer / winter);
- ▶ Red and white checked summer dress (optional summer);
- ▶ Pale grey tights or white/ pale grey socks (required);
- ▶ Black school shoes- no logos (required).

It is paramount that all uniform is labelled to avoid uniform being misplaced and then lost.





Website

- Term Dates
- Uniform (expectations)
- Copies of Newsletters
- Class Pages



Newsletter

- Emailed weekly
- Reminders of dates
- Learning that has taken place
- Stars of the week



Parents Evenings, Workshops, Assemblies, End of Year Reports.

Parent Portal

- Check Data held by school
- Receive newsletters and other letters
- View attendance



Parent Pay

- Payments for trips
- Dinner Money Payment
- Cashless

Tapestry (Year 2)

- Share children's achievements and learning experiences at home and in school
- Children will be able to upload their own learning in school.
- Homework to be set and submitted on Tapestry.

